



District Report Card: 2017


State: Jharkhand	District: Ramgarh
Class: 8	Subject: Mathematics
Schools: 49	Students: 1324


Participation/Coverage


Students

<div>GENDER</div> <div></div>	Boys		Girls	
	Number	%	Number	%
	551	41.62	773	58.38

<div>AREA</div> <div></div>	Rural		Urban	
	Number	%	Number	%
	1130	85.35	194	14.65

<div>CATEGORY</div> <div></div>	SC		ST		OBC		GEN	
	Number	%	Number	%	Number	%	Number	%
	156	11.78	353	26.66	776	58.61	39	2.95

<div>CWSN</div> <div></div>	LD	VI	HI	S&LD	ID	Oth
	4	0	2	0	2	29

<div>Management</div> <div></div>	Government		Government-aided	
	Number	%	Number	%
	1324	100.00	0	0.00

Average Performance of Students in Mathematics (%)

Overall	Gender		Area		Management		Social Group			
	Male	Female	Rural	Urban	Govt.	Aided	SC	ST	OBC	GEN
52.27	53.14	51.64	51.10	59.04	52.27	0.00	51.88	44.97	55.81	49.40

Performance on Learning Outcomes (LOs)

Learning Outcomes	Description	Average Performance(%)
M601	Solves problems involving large numbers by applying appropriate operations	57.27
M606	Solves problems on daily life situations involving addition and subtraction of fractions / decimals	64.24
M620	Finds out the perimeter and area of rectangular objects in the surroundings like floor of the class room, surfaces of a chalk box etc.	54.99
M621	Arranges given/collected information in the form of table, pictograph and bar graph and interprets them	52.58
M702	Interprets the division and multiplication of fractions	50.91
M705	Solves problems related to daily life situations involving rational numbers	51.21
M706	Uses exponential form of numbers to simplify problems involving multiplication and division of large numbers	55.12
M707	Adds/subtracts algebraic expressions	61.63
M710	Solves problems related to conversion of percentage to fraction and decimal and vice versa	53.46
M717	Finds out approximate area of closed shapes by using unit square grid/graph sheet	37.27
M719	Finds various representative values for simple data from her/his daily life contexts like mean, median and mode	53.68
M721	Interprets data using bar graph	67.02
M801	Generalizes properties of addition, subtraction, multiplication and division of rational numbers through patterns	47.44
M802	Finds rational numbers between two given rational numbers	50.15
M803	Proves divisibility rules of 2, 3, 4, 5, 6, 9 and 11	63.64
M804	Finds squares, cubes, square roots and cube roots of numbers using different methods	64.91
M808	Uses various algebraic identities in solving problems of daily life	45.48
M812	Verifies properties of parallelogram and establishes the relationship between them through reasoning	39.01
M818	Finds surface area and volume of cuboidal and cylindrical object	28.61
M819	Draws and interprets bar charts and pie charts	55.14

Range of Performance of Students who Answered Correctly							
Below 30%		30% - 50%		50% - 75%		Above 75%	
Number	%	Number	%	Number	%	Number	%
263	19.86	350	26.44	473	35.73	238	17.98

Lowest Performing Learning Outcomes (LOs)

- 1 - Finds surface area and volume of cuboidal and cylindrical object (28.61)
- 2 - Finds out approximate area of closed shapes by using unit square grid/graph sheet (37.27)
- 3 - Verifies properties of parallelogram and establishes the relationship between them through reasoning (39.01)

4 - Uses various algebraic identities in solving problems of daily life (45.48)

5 - Generalizes properties of addition, subtraction, multiplication and division of rational numbers through patterns (47.44)